PREFERRED SHAPES, THEIR METHOD OF MEASUREMENT, SPCIFICATION AND CALCULATION OF LENGTH (ADAPTED FROM BS4466 TABLE 4)

SHAPE CODE	METHOD OF MEASUREMENT OF BENDING DIMENSIONS	TOTAL LENGTH OF BAR (L) ALONG CENTRE LINE	DIMENSIONS FOR COLUMNS A TO E OF SCHEDULE
20	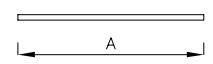	A	STRAIGHT
32	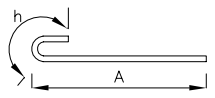	A+h	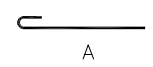
33	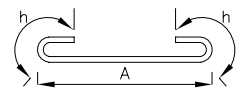	A+2h	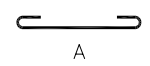
34	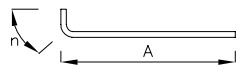	A+n	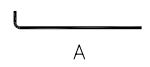
35	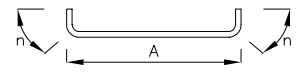	A+2n	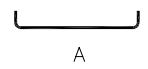
37	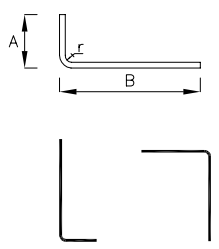	A+B−1/2r−d	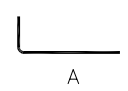
38	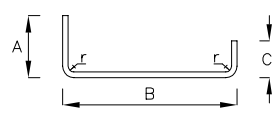	A+B+C−r−2d	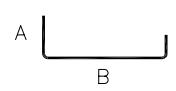
41	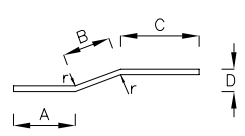	IF ø ≤45d A+B+C IF ø >45d A+B+C−r−2d (THESE ARE APPROX. ONLY, IF ø NEAR 90d USE SHAPE CODE 99)	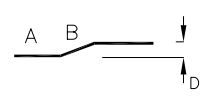
43	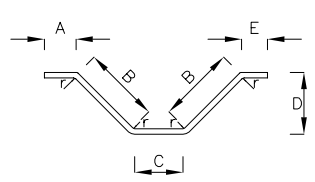	IF ø ≤45d A+2B+C+E IF ø >45d A+2B+C+E −2r−4d (THESE ARE APPROX. ONLY, IF ø NEAR 90d USE SHAPE CODE 99)	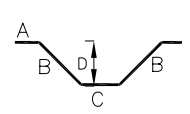
51	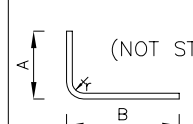 (NOT STANDARD)	A+B+1/2r−d IF r IS MINIMUM USE SHAPE CODE 37	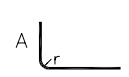
60	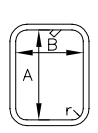 r IS THE MINIMUM UNLESS SPECIFIED AS GREATER. IF DIMENSIONS A AND B ARE NOT INTERNAL USE SHAPE CODE 99	2(A+B) +20d ROUND UP TO MULTIPLE OF 25MM.	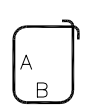 A AND B>10d OR125MM. FOR GRADE 480/425/485 IN SIZES UP TO AND INCLUDING 20MM AND 12d FOR GRADE 480/425 IN SIZES 25MM AND ABOVE
62	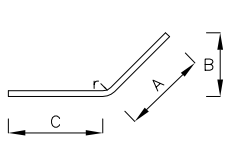	IF ø ≤45d A+C IF ø >45d A+C−1/2r−d (THESE ARE APPORX ONLY IF ø IS NEAR 90d USE SHAPE CODE 99)	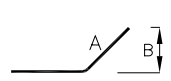
81	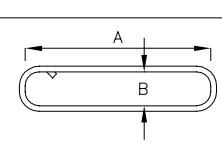	2A+3B+22d	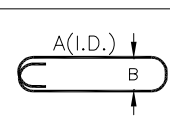

83	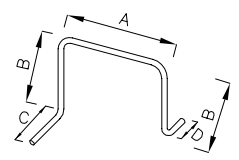	A+2B+C+D−2r−4d	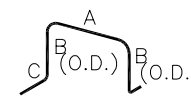 ISOMETRIC VIEW IF DIMENSIONS A AND / OR B AND / OR C ARE NOT EXTERNAL. USE SHAPE CODE99
39 42 45 49 52 53 54 55 65 72 73 74 85	THESE NON PREFERRED SHAPES ARE COVERED IN BS 4466, TABLE 5		
86	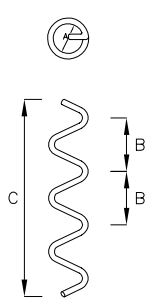	WHERE B IS NOT GREATER THAN A/5 C/Bπ(A+d) + 8d WHERE d= SIZE OF BAR	HELIX A= INTERNAL DIA. (mm) B= PITCH OF HELIX (mm) C= OVERALL HEIGHT OF HELIX (mm)
99	ALL OTHER SHAPES	TO BE CALCULATED	

NOTES:

1. r [AS SHOWN AND THROUGHOUT ALL DIAGRAMS] INDICATES THE MINIMUM VALUE IN BS 4466 TABLE 1.
2. GENERALLY AN INSIDE OR OUTSIDE DIMENSION SHALL BE INDICATED BY THE POSITION OF THE BENDING DIMENSIONS IN THE SKETCH. IF THE FORM OF THE BAR IS SUCH THAT THERE MAY BE DOUBT AS TO WHICH IS THE INSIDE OF THE BAR ARROWS SHOULD BE SHOWN ON THE BENDING SCHEDULE OR THE DIMENSION STATED WITH THE SUFFIX 0−4 OR i.d. (INSIDE OR OUTSIDE DIMENSION).

Paper width =210

Paper length =297

Contractors name
Jamuna Bridge Contract No.
Structure Ref. No. ....

Bar Schedule Ref.
Date Prepered
Prepered by

Drg.No. | Sched.No.
Date revised
Checked by

Member	Bar mark	Type and size	No. of mark	No. of bars in each	Total no.	Length of each bar in mm	Shape code	A* mm	B* mm	C* mm	D* mm	E/r* mm

This schedule compiles with the requirements of BS 4466
* Specified in multiples of 5mm. ** Specified in multiples of 25mm.

BAR BENDING SCHEDULE PROFORMA

(ADAPTED FROM BS4466)

REV LETTER	DESCRIPTION	BY	DATE	APPROVED	CSC CHECKED
A	CORRECTION	H.R.	28.9.96		

REVISIONS

JAMUNA MULTIPURPOSE BRIDGE
CONTRACT−4
WEST ROAD APPROACH

JAMUNA MULTIPURPOSE BRIDGE AUTHORITY

TITLE: STANDARD SHAPES FOR REINFORCEMENT AND BAR BENDING SCHEDULE PROFORMA

DESIGN	DRAWN	CHECKED	APPROVED	CSC CHECKED	ISSUE DATE
ASST. ENG.	PLAN. ENG.	PLAN. MNG.	P.M	E.R	

SAMWHAN CORPORATION

SCALE	CAD FILE REF	DRG	NO	
AS SHOWN		D	4	4302A