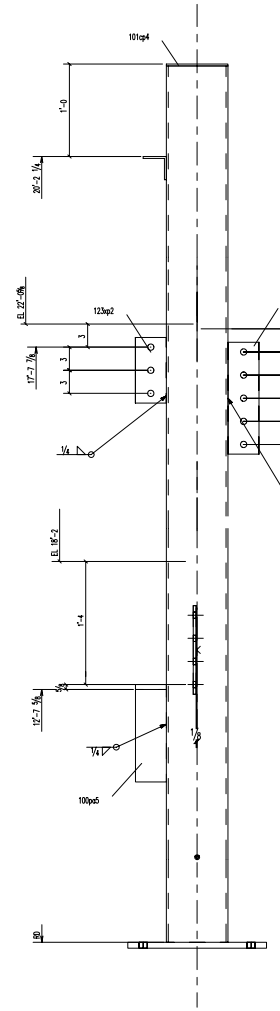

1 – COLUMN – 101C1

GRID	LOCATION
101C1	5.7/A

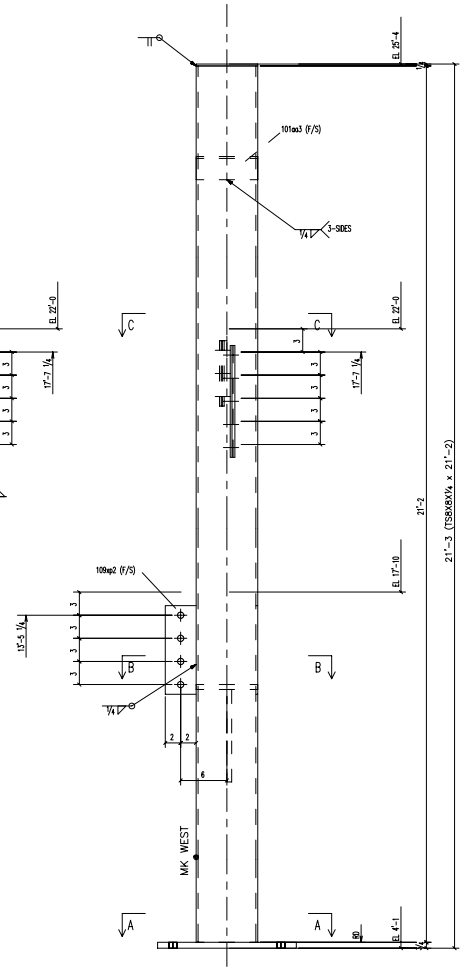

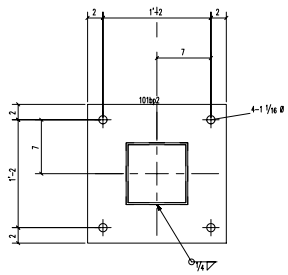

A – A

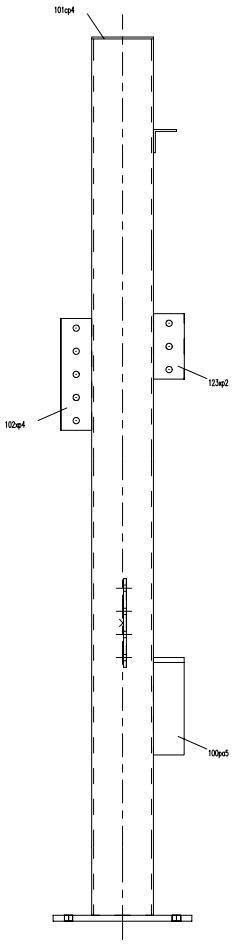

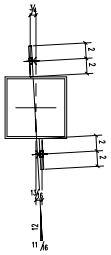

C – C

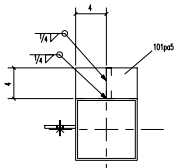

B – B

SHOP BILL

TOTAL QTY	DESCRIPTION	LENGTH	PIECE MARK	MARK	REMARKS
1	COLUMN			101C1	
1	TS8X8X1/4	21'-2"	101C1		
1	FL5/8X4	1'-0"	100pa5		
1	L3X3X1/4	0'-8"	101aa3		
1	PL3/4X18	1'-6"	101bp2		
1	FL1/4X8	0'-8"	101cp4		
1	FL5/8X4	0'-8"	101pa5		
1	PL3/8X4	0'-8½	123xp2		
1	FL3/8X4	0'-11 1/2	109xp2		
1	PL3/8X4	1'-2 1/2	102xp4		

AREA 'A'

REV	DATE	REMARKS

REF:
MATERIAL A36 U/N
HOLES: 13/16 U/N EDGE DIST: 1"1/4 U/N
WELDS: E70XX BOLTS: 3/4 U/N
SURF. PREP: SEE SPEC
PAINT NOTE

STRUCTURE ADDITION for HALL HIGH SCHOOL
LOCATION LITTLE ROCK, ARKANSAS
DWG. TITLE
ARCH./ENG WITTENBERG, DELONY & DAVIDSON, INC.
CONTRACTOR

DRAWN BY: MRO	CHECKED BY: AYU	JOB NO.	DWG NUMBER
DATE: 04/22/2002	DATE: 04/22/2002	SCALE: 1 1/2"=1'-0	101