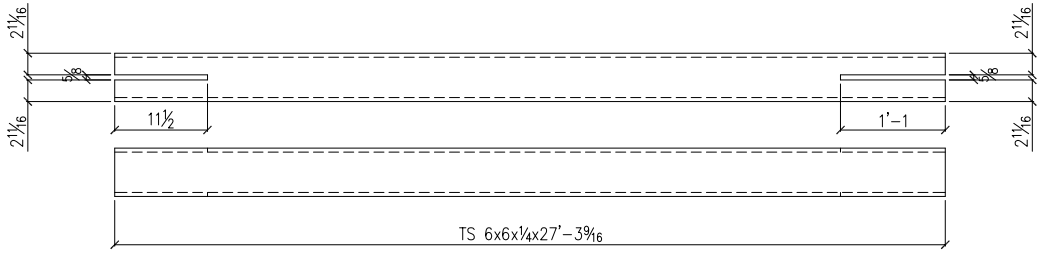


1 - TUBE BRACE -201ts10
(REF: 03/E5)
(ON GRID E)

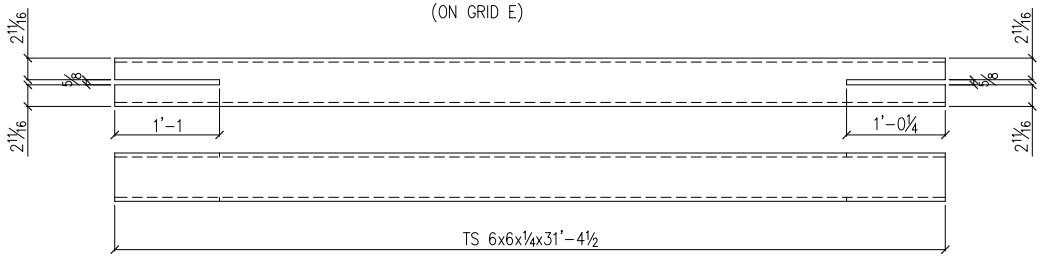


2 - TUBE BRACE -201ts11
(REF: 01/E5)

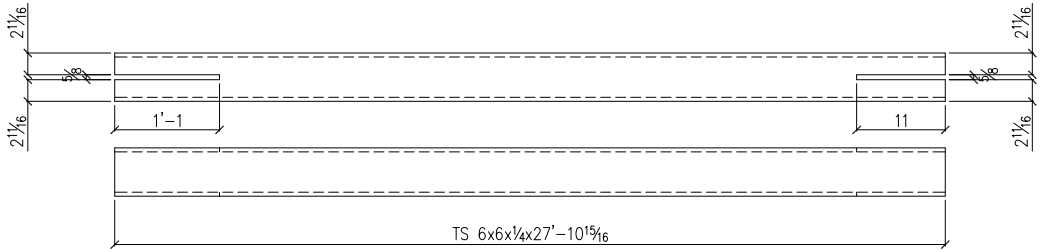


2 - TUBE BRACE -201ts12
(REF: 02/E5)

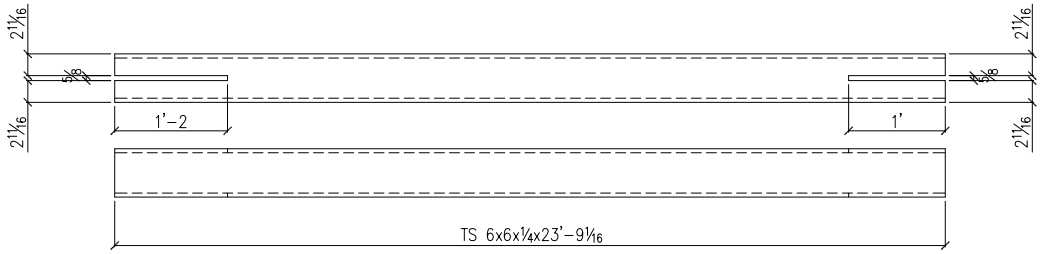


1 - TUBE BRACE -201ts13
(REF: 03/E5)
(ON GRID C)

# SHOP BILL

| QTY. | SECTION DESCRIPTION | LENGTH FEET | LENGTH INCHES | MARK | REMARKS |
|---|---|---|---|---|---|
| 1 | TS 6x6x1/4 | 27 | 3 9/16 | 201ts10 | |
| | | | | | |
| 2 | TS 6x6x1/4 | 31 | 4 1/2 | 201ts11 | |
| | | | | | |
| 2 | TS 6x6x1/4 | 27 | 10 15/16 | 201ts12 | |
| | | | | | |
| 1 | TS 6x6x1/4 | 23 | 9 1/16 | 201ts13 | |

AREA "A"

| REV | DATE | REMARKS |
|---|---|---|

REF:
MATERIAL A36 U/N
HOLES: 13/16 U/N EDGE DIST: 1"1/4 U/N
WELDS: E70XX BOLTS: 3/4 U/N
SURF. PREP: SEE SPEC
PAINT NOTE

STRUCTURE ADDITION for HALL HIGH SCHOOL
LOCATION LITTLE ROCK, ARKANSAS
DWG. TITLE
ARCH./ENG WITTENBERG. DELONY & DAVIDSON. INC.
CONTRACTOR

| DRAWN BY: JUM | CHECKED BY: AYU | JOB NO. | DWG NO |
|---|---|---|---|
| DATE: 04/19/2002 | DATE: 04/19/2002 | SCALE: 1 1/2"=1'-0 | 201 |