

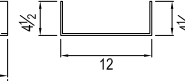
203PB1	PLATE 1/4 x 11 x 53'-4
203PB2	PLATE 1/4 x 11 x 15'-0
203PB3	PLATE 1/4 x 11 x 19'-8
203PB4	PLATE 1/4 x 11 x 13'-5



203PB5	PLATE 1/4 x 12 x 13'-7 1/2
203PB6	PLATE 1/4 x 12 x 18'-5
203PB7	PLATE 1/4 x 12 x LENGTH



203PB8	PLATE 1/4 x 21 x 19'-8
203PB9	PLATE 1/4 x 21 x 13'-5



2 - BENT PLATES - 203PB1

(ON GRID - 8)
(ON GRID - 3)

8 - BENT PLATES - 203PB2

(REF: 1/E4, 2/E4)
(ON GRID - E BETWEEN 3 - 4)
(ON GRID - E BETWEEN 7 - 8)

2 - BENT PLATES - 203PB3

(ON GRID - B BETWEEN 3 - 4)
(ON GRID - B BETWEEN 7 - 8)
(ON GRID - 8 BETWEEN B - C)
(ON GRID - 3 BETWEEN B - C)
(ON GRID - 3 BETWEEN D - E)
(ON GRID - 8 BETWEEN D - E)

1 - BENT PLATE - 203PB4

(REF: E/5-6)

3 - BENT PLATES - 203PB5

(REF: 7/E5)
(ON GRID - E BETWEEN 3 - 4)
(ON GRID - E BETWEEN 7 - 8)
(ON GRID - B BETWEEN 3 - 4)

4 - BENT PLATES - 203PB6

(REF: 8/E3)
(ON GRID - 3 BETWEEN B - C)
(ON GRID - 3 BETWEEN D - E)
(ON GRID - 8 BETWEEN B - C)
(ON GRID - 8 BETWEEN D - E)

2 - BENT PLATES - 203PB7

(REF: 4/E3)

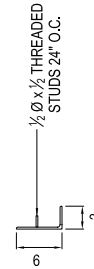
2 - BENT PLATES - 203PB8

(REF: 7/E7)
(ON GRID - E BETWEEN 4 - 5)
(ON GRID - E BETWEEN 6 - 7)

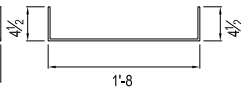
1 - BENT PLATE - 203PB9

(REF: 7/E7)
(ON GRID - B BETWEEN 5 - 6)

203PB17	PLATE 1/4 x 9 x CONT.x 81'-0
203PB18	PLATE 1/4 x 9 x CONT.x 11'-4
203PB19	PLATE 1/4 x 9 x CONT.x 5'-0
203PB20	PLATE 1/4 x 9 x CONT.x 8'-0
203PB21	PLATE 1/4 x 9 x CONT.x 18'-0
203PB22	PLATE 1/4 x 9 x CONT.x 14'-8
203PB23	PLATE 1/4 x 9 x CONT.x 11'-8



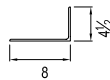
203PB10	PLATE 1/4 x 29 x 13'-7 1/2
---------	----------------------------



1 - BENT PLATE - 203PB10

(REF: 8/E7)

203PB15	PLATE 1/4 x 12 1/2 x 8'-7
203PB16	PLATE 1/4 x 12 1/2 x 15'-6



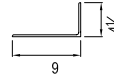
1 - BENT PLATE - 203PB15

(NEAR ELEVATOR SHAFT)

1 - BENT PLATE - 203PB16

(REF: 10/S4.1)
(INTERIOR OPENING)

203PB11	PLATE 1/4 x 13 1/2 x 7'-2
203PB12	PLATE 1/4 x 13 1/2 x 8'-7
203PB13	PLATE 1/4 x 13 1/2 x 4'-6
203PB14	PLATE 1/4 x 13 1/2 x 15'-6



1 - BENT PLATE - 203PB11

(REF: 5/E8)
(NEAR ELEVATOR SHAFT)

1 - BENT PLATE - 203PB12

(NEAR ELEVATOR SHAFT)

1 - BENT PLATE 203PB13

(REF: 10/S4.1)

1 - BENT PLATE 203PB14

(REF: 10/S4.1)

2 - BENT PLATES - 203PB17

(REF: 3/E8, 4/E8)

1 - BENT PLATE - 203PB18

(REF: 6/E8)

2 - BENT PLATES 203PB19

2 - BENT PLATES 203PB20

(REF: 4/E7)
(ON GRID - 4.1 BETWEEN E - E.7)
(ON GRID - 6.9 BETWEEN E - E.7)

2 - BENT PLATES 203PB21

(REF: 4/E7)
(ON GRID - E.7 BETWEEN 4.1 - 4.9)
(ON GRID - E.7 BETWEEN 6.1 - 6.9)

1 - BENT PLATE 203PB22

(REF: 3/E7)
(ON GRID - F BETWEEN 4.9 - 6.1)

1 - BENT PLATE 203PB23

(REF: 5/7, 6/E7)
(ON GRID - 4.9 BETWEEN E - F)
(ON GRID - 6.1 BETWEEN E - F)

SHOP BILL

QTY.	SECTION DESCRIPTION	LENGTH		MARK	REMARKS
		FEET	INCHES		
2	PLATE 1/4 x 11	53	4	203PB1	BENT
8	PLATE 1/4 x 11	15	0	203PB2	BENT
2	PLATE 1/4 x 11	19	8	203PB3	BENT
1	PLATE 1/4 x 11	13	5	203PB4	BENT
3	PLATE 1/4 x 12	13	7 1/2	203PB5	BENT
4	PLATE 1/4 x 12	18	5	203PB6	BENT
2	PLATE 1/4 x 12	0	0	203PB7	BENT
2	PLATE 1/4 x 21	19	8	203PB8	BENT
1	PLATE 1/4 x 21	13	5	203PB9	BENT
1	PLATE 1/4 x 29	13	7 1/2	203PB10	BENT
1	PLATE 1/4 x 13 1/2	7	2	203PB11	BENT
1	PLATE 1/4 x 13 1/2	8	7	203PB12	BENT
1	PLATE 1/4 x 13 1/2	4	6	203PB13	BENT
1	PLATE 1/4 x 13 1/2	15	6	203PB14	BENT
1	PLATE 1/4 x 12 1/2	8	7	203PB15	BENT
1	PLATE 1/4 x 12 1/2	15	6	203PB16	BENT
2	PLATE 1/4 x 9 x CONT.	81	0	203PB17	BENT
1	PLATE 1/4 x 9 x CONT.	11	4	203PB18	BENT
2	PLATE 1/4 x 9 x CONT.	5	0	203PB19	BENT
2	PLATE 1/4 x 9 x CONT.	8	0	203PB20	BENT
2	PLATE 1/4 x 9 x CONT.	18	0	203PB21	BENT
1	PLATE 1/4 x 9 x CONT.	14	8	203PB22	BENT
1	PLATE 1/4 x 9 x CONT.	11	8	203PB23	BENT

PROJECT: A NEW FACILITY FOR FIRST
COMMUNITY BANCSHARES, INC.
SEARCHY, ARKANSAS
ROARK, PARKINS, PERRY, YELWINGTON

PAINT: NONE	SCALE: 1/2" = 1'-0"	DRAWN BY:
EDGE DIST: 1/4 U/N	JOB #	SHT. 203
HOLES: 3/8 U/N		